

Iowa Court of Appeals Case Statistics¹

Year	Opinions Filed ²
2023	997
2022	987
2021	1061
2020	1168
2019	1164
2018	1167
2017	1298
2016	1389
2015	1199
2014	1158 ³
2013	1303
2012	1071
2011	1067
2010	970
2009	1033
2008	1014
2007	1064
2006	1057
2005	951
2004	930
2003	1079
2002	1214 ⁴
2001	852
2000	746
1999	746 ⁵
1998	825
1997	788
1996	777
1995	701

¹ Total caseload is defined by the National Center for State Courts in “Appellate Court Tools” as all appellate cases that have been disposed of in a year. We have excluded those cases disposed of by any means other than by opinion.

² The number of opinions filed is dependent upon the number of cases transferred to the Court of Appeals from the Iowa Supreme Court. Some opinions filed in a specific year were transferred to the Court of Appeals the preceding year.

³ In 2014 the transformation to electronic records began.

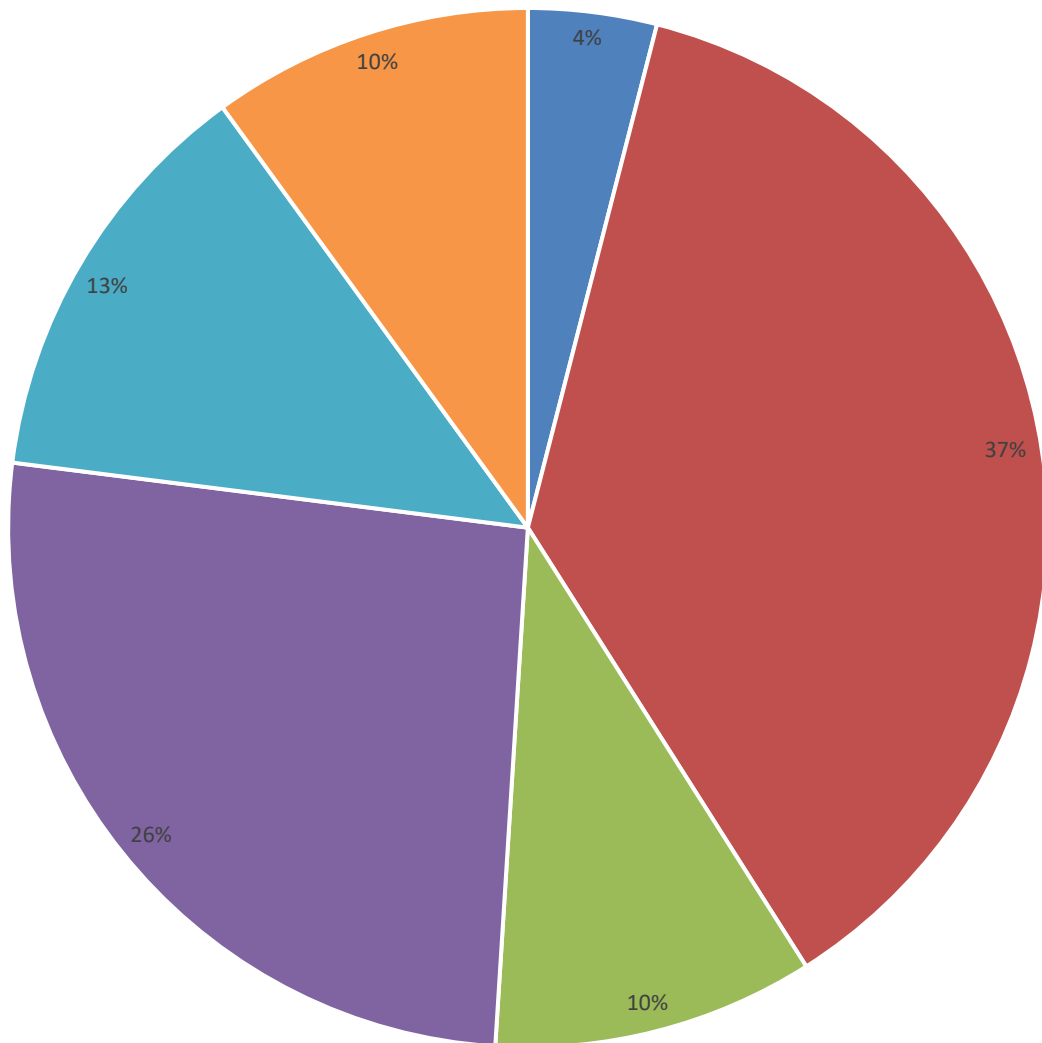
⁴ The Iowa Supreme Court began to accept a more-limited caseload, resulting in a sizeable increase in caseload for the Court of Appeals.

⁵ The Court of Appeals was expanded from six to nine members in 1999.

1994	647
1993	649
1992	684
1991	672
1990	745
1989	784
1988	656
1987	570
1986	589
1985	628
1984	528
1983	548 ⁶
1982	415
1981	501
1980	390
1979	377
1978	382
1977	327
1976	0

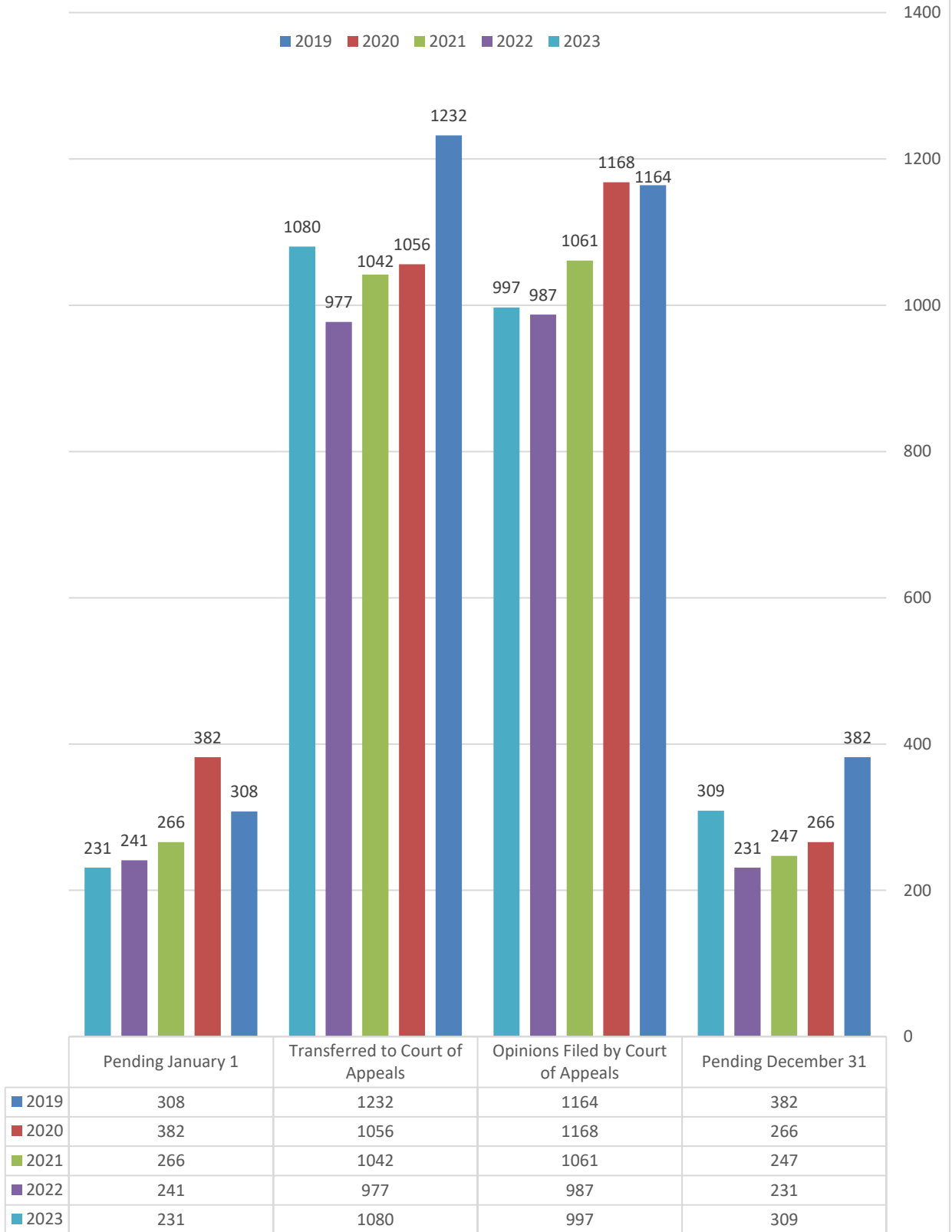
⁶ The Court of Appeals was expanded from five to six members in 1983.

Types of Cases - 2023

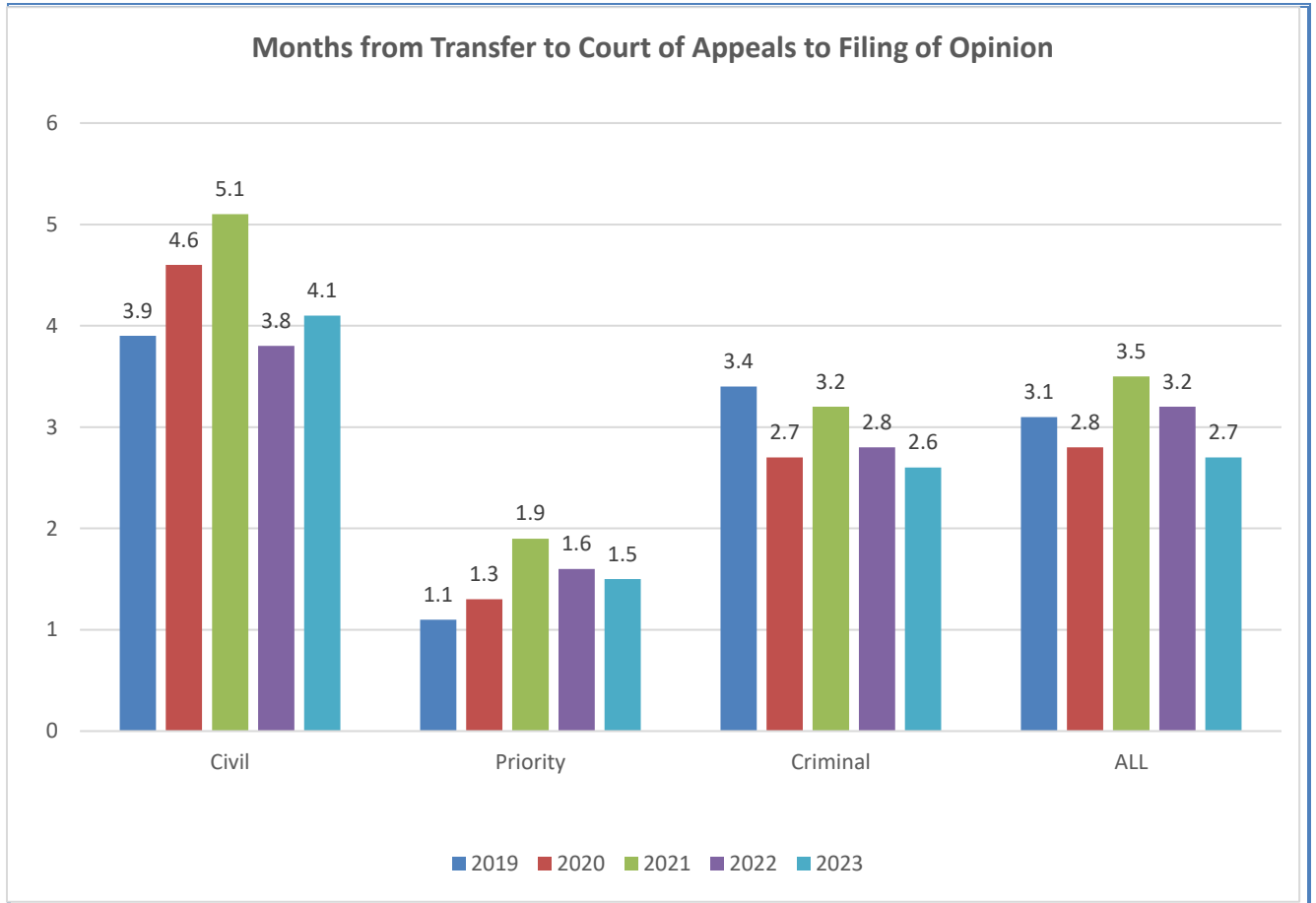


- Administrative Law
- Domestic Relations
- Other Civil
- Criminal
- Juvenile (including termination of parental rights)
- Postconviction Relief

Court of Appeals Caseload




COURT OF APPEALS DISPOSITIONAL RATES

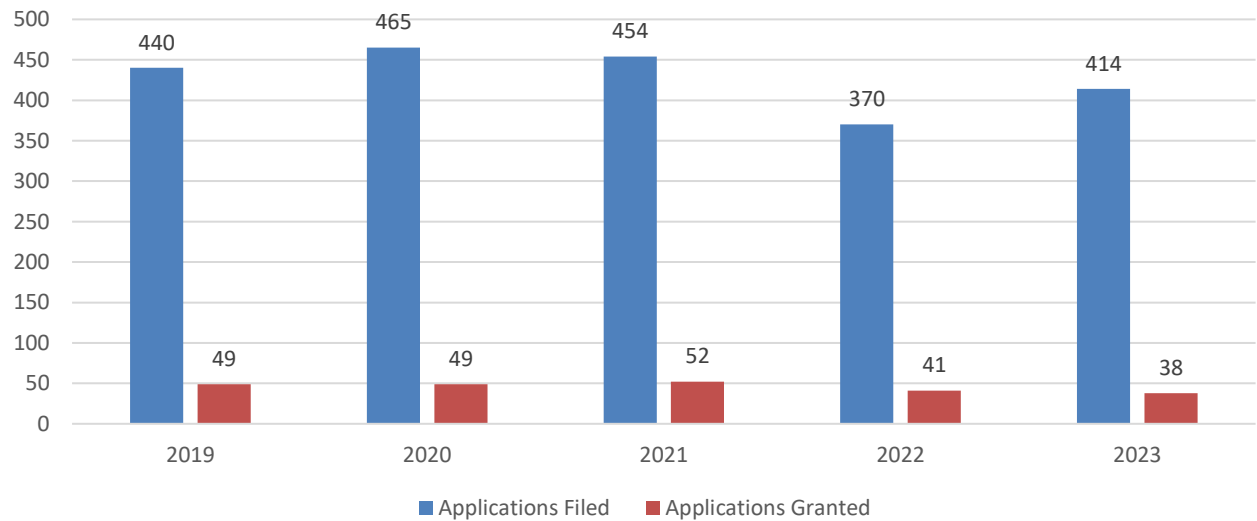


Resolutions/Dispositions %

■ Affirmed ■ Reversed ■ Combination/Other



Further Review of Opinions by the Iowa Supreme Court



	2019	2020	2021	2022	2023
Rehearings Granted	9	5	2	5	4
Disposed By Mode Other Than Opinion	5	12	6	5	9
Miscellaneous Orders Filed (not including submission or scheduling orders)	102	148	343	129	132

